


Average number of cases per year in 2017-2021	Average number of deaths per year in 2017-2021	Number of survivors at end of 2021 (25-year prevalence)
265	111	2,073

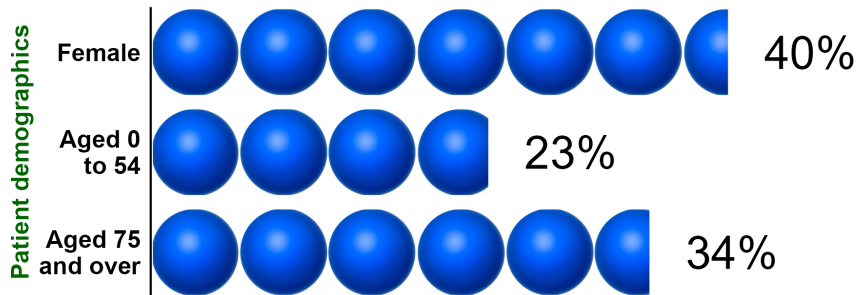
Odds (1 in ...) of developing leukaemia

(Diagnosed 2017-2021)



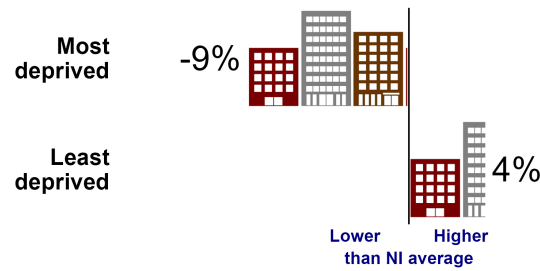
Key characteristics

(Diagnosed 2017-2021)



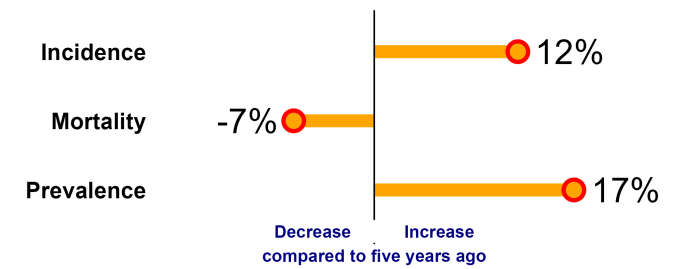
Incidence and deprivation

(Diagnosed 2017-2021)



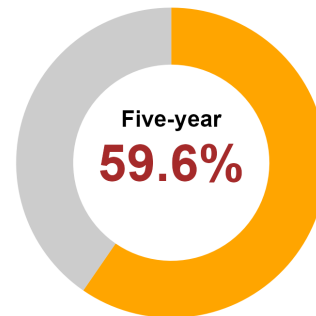
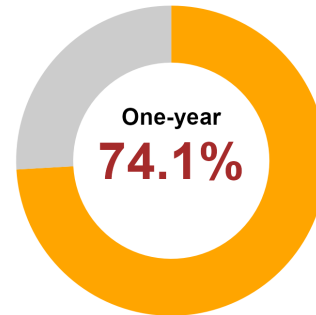
Trends in leukaemia

(Cases/deaths: 2017-2021 vs 2012-2016 ; 10-year prevalence: 2021 vs 2016)



Survival

(Diagnosed 2012-2016)



Survival characteristics

(Five-year survival, Diagnosed 2012-2016)

